

# Biotinylated Human Nectin-2/CD112 Protein

Cat. No. NEC-HM402B

## Description

<b>Source</b>	Recombinant Biotinylated Human Nectin-2/CD112 Protein is expressed from HEK293 with His tag and Avi tag at the C-Terminus. It contains Gln32-Leu360.
<b>Accession</b>	Q92692-2
<b>Molecular Weight</b>	The protein has a predicted MW of 38.4 kDa. Due to glycosylation, the protein migrates to 45-50 kDa based on Bis-Tris PAGE result.
<b>Endotoxin</b>	Less than 1EU per µg by the LAL method.
<b>Purity</b>	> 95% as determined by Bis-Tris PAGE > 95% as determined by HPLC

## Formulation and Storage

<b>Formulation</b>	Lyophilized from 0.22µm filtered solution in PBS (pH 7.4). Normally 8% trehalose and 0.01% tween is added as protectant before lyophilization.
<b>Reconstitution</b>	Centrifuge the tube before opening. Reconstituting to a concentration more than 100 µg/ml is recommended. Dissolve the lyophilized protein in distilled water.
<b>Storage</b>	-20 to -80°C for 12 months as supplied from date of receipt. -80°C for 3 months after reconstitution. Recommend to aliquot the protein into smaller quantities for optimal storage. Please minimize freeze-thaw cycles.

## Background

Nectin-2 is an adhesion molecule that has been reported to play a role in tumor growth, metastasis and tumor angiogenesis. Nectin-2 expression in ovarian cancer may support tumor cell adhesion, leading to growth and lymph node metastasis. Effect of VEGF on Nectin-2 expression as well as permeability was investigated in HUVEC.

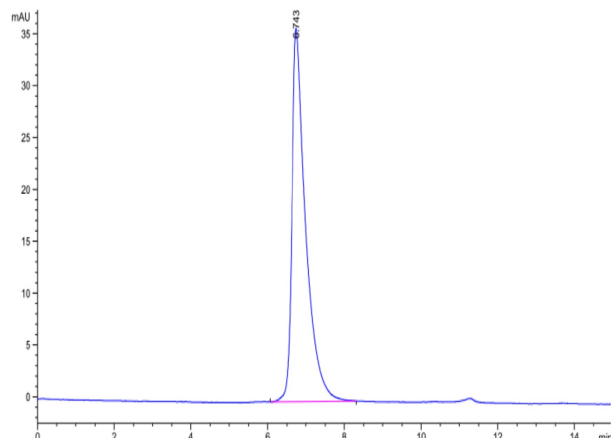
## Assay Data

### Bis-Tris PAGE



Biotinylated Human Nectin-2 on Bis-Tris PAGE under reduced condition. The purity is greater than 95%.

### SEC-HPLC



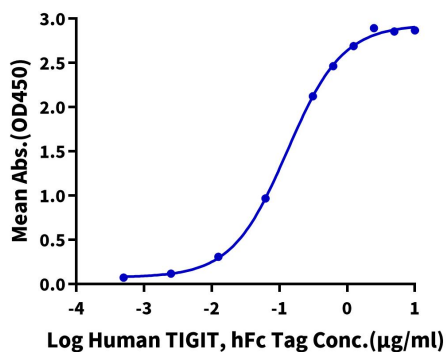
The purity of Biotinylated Human Nectin-2 is greater than 95% as determined by SEC-HPLC.

Assay Data

ELISA Data

**Biotinylated Human Nectin-2, His Tag ELISA**

0.2µg Biotinylated Human Nectin-2, His Tag Per Well

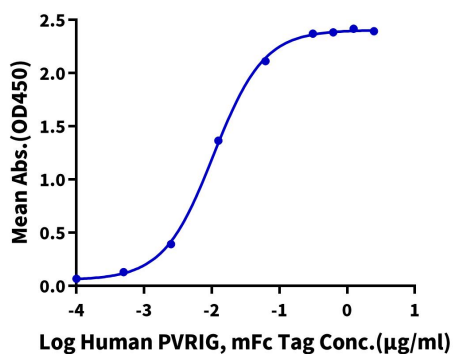


Immobilized Biotinylated Human Nectin-2, His Tag at 2µg/ml (100µl/well) on the streptavidin precoated plate (5µg/ml). Dose response curve for Human TIGIT, hFc Tag with the EC50 of 0.13µg/ml determined by ELISA (QC Test).

ELISA Data

**Biotinylated Human Nectin-2, His Tag ELISA**

0.1µg Biotinylated Human Nectin-2, His Tag Per Well



Immobilized Biotinylated Human Nectin-2, His Tag at 1µg/ml (100µl/well) on the streptavidin precoated plate (5µg/ml). Dose response curve for Human PVRIG, mFc Tag with the EC50 of 10.7ng/ml determined by ELISA.